

AC ESCORT 680 HERBICIDE

Axichem Pty Ltd

Chemwatch: 4888-65

Version No: 6.1

Safety Data Sheet according to WHS Regulations (Hazardous Chemicals) Amendment 2020 and ADG requirements

Chemwatch Hazard Alert Code: 3

Issue Date: 23/12/2022

Print Date: 19/10/2023

L.GHS.AUS.EN

SECTION 1 Identification of the substance / mixture and of the company / undertaking

Product Identifier

Product name	AC ESCORT 680 HERBICIDE
Chemical Name	Not Applicable
Synonyms	Not Available
Proper shipping name	ENVIRONMENTALLY HAZARDOUS SUBSTANCE, LIQUID, N.O.S. (contains 2,4-dichlorophenoxyacetic acid 2-ethylhexyl ester)
Chemical formula	Not Applicable
Other means of identification	Not Available

Relevant identified uses of the substance or mixture and uses advised against

Relevant identified uses	Agricultural herbicide for use as described on the product label.
--------------------------	---

Details of the manufacturer or supplier of the safety data sheet

Registered company name	Axichem Pty Ltd
Address	9 Palings Court Nerang QLD 4211 Australia
Telephone	07 5596 1736
Fax	Not Available
Website	www.axichem.com.au
Email	msds@axichem.com.au

Emergency telephone number

Association / Organisation	CHEMWATCH EMERGENCY RESPONSE (24/7)
Emergency telephone numbers	+61 1800 951 288
Other emergency telephone numbers	+61 3 9573 3188

Once connected and if the message is not in your preferred language then please dial 01

SECTION 2 Hazards identification

Classification of the substance or mixture

Poisons Schedule	S6
Classification ^[1]	Acute Toxicity (Oral) Category 4, Acute Toxicity (Dermal) Category 4, Skin Corrosion/Irritation Category 2, Sensitisation (Skin) Category 1A, Serious Eye Damage/Eye Irritation Category 1, Acute Toxicity (Inhalation) Category 4, Specific Target Organ Toxicity - Single Exposure (Respiratory Tract Irritation) Category 3, Carcinogenicity Category 2, Specific Target Organ Toxicity - Repeated Exposure Category 2, Hazardous to the Aquatic Environment Long-Term Hazard Category 1
Legend:	1. Classified by Chemwatch; 2. Classification drawn from HCIS; 3. Classification drawn from Regulation (EU) No 1272/2008 - Annex VI

Label elements

Hazard pictogram(s)	
---------------------	---

AC ESCORT 680 HERBICIDE

Signal word **Danger**

Hazard statement(s)

H302	Harmful if swallowed.
H312	Harmful in contact with skin.
H315	Causes skin irritation.
H317	May cause an allergic skin reaction.
H318	Causes serious eye damage.
H332	Harmful if inhaled.
H335	May cause respiratory irritation.
H351	Suspected of causing cancer.
H373	May cause damage to organs through prolonged or repeated exposure.
H410	Very toxic to aquatic life with long lasting effects.

Precautionary statement(s) Prevention

P201	Obtain special instructions before use.
P260	Do not breathe mist/vapours/spray.
P271	Use only outdoors or in a well-ventilated area.
P280	Wear protective gloves, protective clothing, eye protection and face protection.
P264	Wash all exposed external body areas thoroughly after handling.
P270	Do not eat, drink or smoke when using this product.
P273	Avoid release to the environment.
P272	Contaminated work clothing should not be allowed out of the workplace.

Precautionary statement(s) Response

P305+P351+P338	IF IN EYES: Rinse cautiously with water for several minutes. Remove contact lenses, if present and easy to do. Continue rinsing.
P308+P313	IF exposed or concerned: Get medical advice/ attention.
P310	Immediately call a POISON CENTER/doctor/physician/first aider.
P302+P352	IF ON SKIN: Wash with plenty of water.
P333+P313	If skin irritation or rash occurs: Get medical advice/attention.
P362+P364	Take off contaminated clothing and wash it before reuse.
P391	Collect spillage.
P301+P312	IF SWALLOWED: Call a POISON CENTER/doctor/physician/first aider if you feel unwell.
P304+P340	IF INHALED: Remove person to fresh air and keep comfortable for breathing.
P330	Rinse mouth.

Precautionary statement(s) Storage

P405	Store locked up.
P403+P233	Store in a well-ventilated place. Keep container tightly closed.

Precautionary statement(s) Disposal

P501	Dispose of contents/container to authorised hazardous or special waste collection point in accordance with any local regulation.
------	--

SECTION 3 Composition / information on ingredients

Substances

See section below for composition of Mixtures

Mixtures

CAS No	%[weight]	Name
1928-43-4	60-70	<u>2,4-dichlorophenoxyacetic acid 2-ethylhexyl ester</u>
Not Available	10-40	other non hazardous ingredients

Continued...

Legend: 1. Classified by Chemwatch; 2. Classification drawn from HCIS; 3. Classification drawn from Regulation (EU) No 1272/2008 - Annex VI; 4. Classification drawn from C&L; * EU IOELVs available

SECTION 4 First aid measures

Description of first aid measures

Eye Contact	<p>If this product comes in contact with the eyes:</p> <ul style="list-style-type: none"> ▶ Wash out immediately with fresh running water. ▶ Ensure complete irrigation of the eye by keeping eyelids apart and away from eye and moving the eyelids by occasionally lifting the upper and lower lids. ▶ Seek medical attention without delay; if pain persists or recurs seek medical attention. ▶ Removal of contact lenses after an eye injury should only be undertaken by skilled personnel.
Skin Contact	<p>If skin contact occurs:</p> <ul style="list-style-type: none"> ▶ Immediately remove all contaminated clothing, including footwear. ▶ Flush skin and hair with running water (and soap if available). ▶ Seek medical attention in event of irritation.
Inhalation	<ul style="list-style-type: none"> ▶ If fumes or combustion products are inhaled remove from contaminated area. ▶ Lay patient down. Keep warm and rested. ▶ Prostheses such as false teeth, which may block airway, should be removed, where possible, prior to initiating first aid procedures. ▶ Apply artificial respiration if not breathing, preferably with a demand valve resuscitator, bag-valve mask device, or pocket mask as trained. Perform CPR if necessary. ▶ Transport to hospital, or doctor, without delay.
Ingestion	<ul style="list-style-type: none"> ▶ If swallowed do NOT induce vomiting. ▶ If vomiting occurs, lean patient forward or place on left side (head-down position, if possible) to maintain open airway and prevent aspiration. ▶ Observe the patient carefully. ▶ Never give liquid to a person showing signs of being sleepy or with reduced awareness; i.e. becoming unconscious. ▶ Give water to rinse out mouth, then provide liquid slowly and as much as casualty can comfortably drink. ▶ Seek medical advice.

Indication of any immediate medical attention and special treatment needed

Following exposures to chlorophenoxy compounds:

- ▶ Acute toxic reactions are rare. The by-product of production, dioxin, may be implicated in subacute features such as hepatic enlargement, chloracne, neuromuscular symptoms and deranged porphyrin metabolism.
- ▶ Large intentional overdoses result in coma, metabolic acidosis, myalgias, muscle weakness, elevated serum creatine kinase, myoglobinuria, irritation of the skin, eyes, respiratory tract and gut and mild renal and hepatic dysfunction.
- ▶ Several cases of sensorimotor peripheral neuropathies have been associated with chronic dermal exposure to 2,4-D. For acute exposures the usual methods of gut and skin contamination (lavage, charcoal, cathartic) are recommended in the first several hours. Alkalisiation of the urine and generous fluid replacement have the added benefit of treating any myoglobinuria present. Monitor metabolic acidosis, hyperthermia, hyperkalaemia, myoglobinuria and hepatic/renal dysfunction. for 2,4-dichlorophenoxyacetic acid (2,4-D) and its derivatives
- ▶ Gastric lavage if there are no signs of impending convulsions.
- ▶ Cautious administration of short-acting anticonvulsant drug if convulsions appear imminent.
- ▶ General supportive measures for central nervous system depression.
- ▶ If hypotension appears, search vigorously for a contributing cause (e.g. dehydration, electrolyte balance, acidosis, myocardial disturbances and hyperpyrexia).
- ▶ As appropriate, treat dehydration, electrolyte disturbances, acidosis, and hyperexia.
- ▶ To promote excretion of 2,4-D, initiate alkaline diuresis, as in salicylate poisoning by injecting sodium bicarbonate, intravenously, until the urine pH exceeds 7.5 and then infuse mannitol; renal clearance rises sharply as urine pH rises above 7.5 - above pH 8.0, it is said to be 100-fold greater than pH 6.0.
- ▶ If cardiac disturbances are suspected, monitor ECG continuously when possible. Prepare to deliver defibrillating shocks in the event of ventricular fibrillation.
- ▶ If hypotension intensifies, a trial with a vasopressor drug may be appropriate. Adrenalin (epinephrine) should be avoided because of possible fibrillation.
- ▶ If myotonia appears, a trial with quinidine may be helpful.
- ▶ Physiotherapy may be necessary for motion disorders associated with peripheral neuritis, myopathy or brain stem dysfunction.

GOSSELIN, SMITH HODGE: Clinical Toxicology of Commercial Products, 5th Ed.

In general, chlorophenoxy herbicides are rapidly absorbed from the gastrointestinal tract and evenly distributed throughout the body; accumulation in human tissues is not expected. A steady-state level in the human body will be achieved within 3–5 days of exposure. The herbicides are eliminated mainly in the urine, mostly unchanged, although fenoprop may be conjugated to a significant extent. Biological half-lives of chlorophenoxy herbicides in mammals range from 10 to 33 h; between 75% and 95% of the ingested amount is excreted within 96 h. Dogs appear to retain chlorophenoxy acids longer than other species as a result of relatively poor urinary clearance and thus may be more susceptible to their toxic effects. Metabolic conversions occur only at high doses. The salt and ester forms are rapidly hydrolysed and follow the same pharmacokinetic pathways as the free acids.

SECTION 5 Firefighting measures

Extinguishing media

- ▶ Foam.
- ▶ Dry chemical powder.

Continued...

- BCF (where regulations permit).
- Carbon dioxide.
- Water spray or fog - Large fires only.

Special hazards arising from the substrate or mixture

Fire Incompatibility	▸ Avoid contamination with oxidising agents i.e. nitrates, oxidising acids, chlorine bleaches, pool chlorine etc. as ignition may result
-----------------------------	--

Advice for firefighters

Fire Fighting	<ul style="list-style-type: none"> ▸ Alert Fire Brigade and tell them location and nature of hazard. ▸ Wear breathing apparatus plus protective gloves. ▸ Prevent, by any means available, spillage from entering drains or water course. ▸ Use water delivered as a fine spray to control fire and cool adjacent area. ▸ Avoid spraying water onto liquid pools. ▸ Do not approach containers suspected to be hot. ▸ Cool fire exposed containers with water spray from a protected location. ▸ If safe to do so, remove containers from path of fire.
Fire/Explosion Hazard	<ul style="list-style-type: none"> ▸ Combustible. ▸ Slight fire hazard when exposed to heat or flame. ▸ Heating may cause expansion or decomposition leading to violent rupture of containers. ▸ On combustion, may emit toxic fumes of carbon monoxide (CO). ▸ May emit acrid smoke. ▸ Mists containing combustible materials may be explosive. <p>Combustion products include: carbon dioxide (CO₂) hydrogen chloride phosgene other pyrolysis products typical of burning organic material.</p>
HAZCHEM	•3Z

SECTION 6 Accidental release measures

Personal precautions, protective equipment and emergency procedures

See section 8

Environmental precautions

See section 12

Methods and material for containment and cleaning up

Minor Spills	<p>Environmental hazard - contain spillage.</p> <ul style="list-style-type: none"> ▸ Remove all ignition sources. ▸ Clean up all spills immediately. ▸ Avoid breathing vapours and contact with skin and eyes. ▸ Control personal contact with the substance, by using protective equipment. ▸ Contain and absorb spill with sand, earth, inert material or vermiculite. ▸ Wipe up. ▸ Place in a suitable, labelled container for waste disposal.
Major Spills	<p>Environmental hazard - contain spillage. Moderate hazard.</p> <ul style="list-style-type: none"> ▸ Clear area of personnel and move upwind. ▸ Alert Fire Brigade and tell them location and nature of hazard. ▸ Wear breathing apparatus plus protective gloves. ▸ Prevent, by any means available, spillage from entering drains or water course. ▸ No smoking, naked lights or ignition sources. ▸ Increase ventilation. ▸ Stop leak if safe to do so. ▸ Contain spill with sand, earth or vermiculite. ▸ Collect recoverable product into labelled containers for recycling. ▸ Absorb remaining product with sand, earth or vermiculite. ▸ Collect solid residues and seal in labelled drums for disposal. ▸ Wash area and prevent runoff into drains. ▸ If contamination of drains or waterways occurs, advise emergency services.

Personal Protective Equipment advice is contained in Section 8 of the SDS.

SECTION 7 Handling and storage

Precautions for safe handling

Safe handling	<ul style="list-style-type: none">▶ DO NOT allow clothing wet with material to stay in contact with skin▶ Avoid all personal contact, including inhalation.▶ Wear protective clothing when risk of exposure occurs.▶ Use in a well-ventilated area.▶ Prevent concentration in hollows and sumps.▶ DO NOT enter confined spaces until atmosphere has been checked.▶ Avoid smoking, naked lights or ignition sources.▶ Avoid contact with incompatible materials.▶ When handling, DO NOT eat, drink or smoke.▶ Keep containers securely sealed when not in use.▶ Avoid physical damage to containers.▶ Always wash hands with soap and water after handling.▶ Work clothes should be laundered separately.▶ Use good occupational work practice.▶ Observe manufacturer's storage and handling recommendations contained within this SDS.▶ Atmosphere should be regularly checked against established exposure standards to ensure safe working conditions.
Other information	<ul style="list-style-type: none">▶ Store in original containers.▶ Keep containers securely sealed.▶ No smoking, naked lights or ignition sources.▶ Store in a cool, dry, well-ventilated area.▶ Store away from incompatible materials and foodstuff containers.▶ Protect containers against physical damage and check regularly for leaks.▶ Observe manufacturer's storage and handling recommendations contained within this SDS.

Conditions for safe storage, including any incompatibilities

Suitable container	<ul style="list-style-type: none">▶ Metal can or drum▶ Packaging as recommended by manufacturer.▶ Check all containers are clearly labelled and free from leaks.
Storage incompatibility	<ul style="list-style-type: none">▶ Avoid reaction with oxidising agents

SECTION 8 Exposure controls / personal protection

Control parameters

Occupational Exposure Limits (OEL)

INGREDIENT DATA

Not Available

Emergency Limits

Ingredient	TEEL-1	TEEL-2	TEEL-3
AC ESCORT 680 HERBICIDE	Not Available	Not Available	Not Available

Ingredient	Original IDLH	Revised IDLH
2,4-dichlorophenoxyacetic acid 2-ethylhexyl ester	Not Available	Not Available

Occupational Exposure Banding

Ingredient	Occupational Exposure Band Rating	Occupational Exposure Band Limit
2,4-dichlorophenoxyacetic acid 2-ethylhexyl ester	E	≤ 0.1 ppm

Notes:

Occupational exposure banding is a process of assigning chemicals into specific categories or bands based on a chemical's potency and the adverse health outcomes associated with exposure. The output of this process is an occupational exposure band (OEB), which corresponds to a range of exposure concentrations that are expected to protect worker health.

MATERIAL DATA

For 2,4-dichlorophenoxyacetic acid (2,4-D):

Evidence for skin absorption and chronic feeding studies in rats and mice necessitate a review of the recommended TLV-TWA:


Occupational exposure will occur for workers involved in the handling, transfer, mixing and spraying of the substance. At a spraying rate of 315-630 g/ha (water-soluble formulation), the calculated inhalation exposure of applicators accounted for less than 2% (median dose 0.2 ug/kg body weight) of the potential cumulative exposure while deposition on the hands accounted for 80-90% (median dose of 120 ug/kg body weight) of the cumulative exposure.

Continued...

Workers using 2,4-D (the acid) may, on average, absorb 0.1 mg 2,4-D/kg body weight per day. A statistical estimate by NIOSH showed that field spraymen are exposed to air concentrations of 0.001 mg/m³ (TWA). Urinalysis of six volunteer workers (wearing full line protective clothing) involved in mixing and loading 2,4-D ester solutions into aircraft and in guiding the spray aircraft showed a maximum excretion level of 22.2 ug/kg body weight/day. Analyses of the breathing zone air of pilots and ground crew during a three day aerial spray operation showed a mean 2,4-D concentration of 0.002-0.1 mg/m³.

The urinary excretion rate of 2,4-D in 45 commercial lawn care specialists who had been spraying the herbicide for a period of at least 3 weeks ranged from 0.4-6.3 ug/kg body weight/day. Thirty nine children of 197 children living near or away from possible source of contamination had detectable levels of 2,4-D (detection limit 1 ppb) in their urine at a maximum concentration of 9 ppb.

Exposure controls

Appropriate engineering controls	General exhaust is adequate under normal operating conditions.
Individual protection measures, such as personal protective equipment	
Eye and face protection	<ul style="list-style-type: none"> ▸ Safety glasses with side shields. ▸ Chemical goggles. [AS/NZS 1337.1, EN166 or national equivalent] ▸ Contact lenses may pose a special hazard; soft contact lenses may absorb and concentrate irritants. A written policy document, describing the wearing of lenses or restrictions on use, should be created for each workplace or task. This should include a review of lens absorption and adsorption for the class of chemicals in use and an account of injury experience. Medical and first-aid personnel should be trained in their removal and suitable equipment should be readily available. In the event of chemical exposure, begin eye irrigation immediately and remove contact lens as soon as practicable. Lens should be removed at the first signs of eye redness or irritation - lens should be removed in a clean environment only after workers have washed hands thoroughly. [CDC NIOSH Current Intelligence Bulletin 59].
Skin protection	See Hand protection below
Hands/feet protection	<ul style="list-style-type: none"> ▸ Wear chemical protective gloves, e.g. PVC. ▸ Wear safety footwear or safety gumboots, e.g. Rubber
Body protection	See Other protection below
Other protection	<ul style="list-style-type: none"> ▸ Overalls. ▸ P.V.C apron. ▸ Barrier cream. ▸ Skin cleansing cream. ▸ Eye wash unit.

Respiratory protection

Type A-P Filter of sufficient capacity. (AS/NZS 1716 & 1715, EN 143:2000 & 149:2001, ANSI Z88 or national equivalent)

Selection of the Class and Type of respirator will depend upon the level of breathing zone contaminant and the chemical nature of the contaminant. Protection Factors (defined as the ratio of contaminant outside and inside the mask) may also be important.

Required minimum protection factor	Maximum gas/vapour concentration present in air p.p.m. (by volume)	Half-face Respirator	Full-Face Respirator
up to 10	1000	A-AUS / Class1 P2	-
up to 50	1000	-	A-AUS / Class 1 P2
up to 50	5000	Airline *	-
up to 100	5000	-	A-2 P2
up to 100	10000	-	A-3 P2
100+			Airline**

* - Continuous Flow ** - Continuous-flow or positive pressure demand

A(All classes) = Organic vapours, B AUS or B1 = Acid gasses, B2 = Acid gas or hydrogen cyanide(HCN), B3 = Acid gas or hydrogen cyanide(HCN), E = Sulfur dioxide(SO₂), G = Agricultural chemicals, K = Ammonia(NH₃), Hg = Mercury, NO = Oxides of nitrogen, MB = Methyl bromide, AX = Low boiling point organic compounds(below 65 degC)

- Cartridge respirators should never be used for emergency ingress or in areas of unknown vapour concentrations or oxygen content.
- The wearer must be warned to leave the contaminated area immediately on detecting any odours through the respirator. The odour may indicate that the mask is not functioning properly, that the vapour concentration is too high, or that the mask is not properly fitted. Because of these limitations, only restricted use of cartridge respirators is considered appropriate.
- Cartridge performance is affected by humidity. Cartridges should be changed after 2 hr of continuous use unless it is determined that the humidity is less than 75%, in which case, cartridges can be used for 4 hr. Used cartridges should be discarded daily, regardless of the length of time used

SECTION 9 Physical and chemical properties

Information on basic physical and chemical properties

Appearance	Clear brown liquid with a mild odour; dispersible in water.		
Physical state	Liquid	Relative density (Water = 1)	1.14
Odour	Not Available	Partition coefficient n-octanol / water	Not Available
Odour threshold	Not Available	Auto-ignition temperature (°C)	Not Available
pH (as supplied)	Not Available	Decomposition temperature (°C)	220
Melting point / freezing point (°C)	-5	Viscosity (cSt)	Not Available
Initial boiling point and boiling range (°C)	>200	Molecular weight (g/mol)	Not Applicable
Flash point (°C)	130	Taste	Not Available
Evaporation rate	Not Available	Explosive properties	Not Available
Flammability	Not Applicable	Oxidising properties	Not Available
Upper Explosive Limit (%)	Not Available	Surface Tension (dyn/cm or mN/m)	Not Available
Lower Explosive Limit (%)	Not Available	Volatile Component (%vol)	Not Available
Vapour pressure (kPa)	Not Available	Gas group	Not Available
Solubility in water	Partly miscible	pH as a solution (1%)	Not Available
Vapour density (Air = 1)	Not Available	VOC g/L	Not Applicable

SECTION 10 Stability and reactivity

Reactivity	See section 7
Chemical stability	<ul style="list-style-type: none"> ▶ Unstable in the presence of incompatible materials. ▶ Product is considered stable. ▶ Hazardous polymerisation will not occur.
Possibility of hazardous reactions	See section 7
Conditions to avoid	See section 7
Incompatible materials	See section 7
Hazardous decomposition products	See section 5

SECTION 11 Toxicological information

Information on toxicological effects

Inhaled	<p>Evidence shows, or practical experience predicts, that the material produces irritation of the respiratory system, in a substantial number of individuals, following inhalation. In contrast to most organs, the lung is able to respond to a chemical insult by first removing or neutralising the irritant and then repairing the damage. The repair process, which initially evolved to protect mammalian lungs from foreign matter and antigens, may however, produce further lung damage resulting in the impairment of gas exchange, the primary function of the lungs. Respiratory tract irritation often results in an inflammatory response involving the recruitment and activation of many cell types, mainly derived from the vascular system.</p> <p>Inhalation of chlorophenoxy pesticide dusts or mist may produce a sore throat and burning sensations in the nasopharynx region and chest, coughing, lachrymation, rhinitis, dizziness and ataxia. Toxic effects may result following absorption from the lungs.</p>
Ingestion	<p>Accidental ingestion of the material may be harmful; animal experiments indicate that ingestion of less than 150 gram may be fatal or may produce serious damage to the health of the individual.</p> <p>Chlorophenoxy compounds may cause irritation of the mouth, throat, and gastrointestinal tract, nausea, vomiting, chest and abdominal pain, and diarrhea. Ingestion of very large doses may produce metabolic acidosis, fever or subnormal temperature, hyperventilation, hypotension, vasodilation, flushing, sweating, cardiac arrhythmias, tachycardia, lethargy, weakness, intercostal paralysis, renal and hepatic disorders, myotonia, coma, and convulsions. Skeletal muscle damage may produce muscle twitching, aching and elevated serum enzymes and myoglobin in both blood and urine. Circulatory collapse may be fatal.</p> <p>Acute exposure to 2,4-dichlorophenoxyacetic acid (2,4-D) and its derivatives and analogues may produce headache, dizziness, nausea, vomiting, raised temperature, low blood pressure, leucocytotoxic heart and liver injury and convulsions.</p> <p>All animal species tested seem to react similarly and there is only a minor difference in potency between various salts and esters of 2,4-D either as pure chemicals or as commercial preparations although the free acid exhibits a somewhat higher toxicity. In</p>

AC ESCORT 680 HERBICIDE

	<p>several species systemic intoxication after massive doses produces ventricular fibrillation or, if death is delayed, motor disturbances. A disinclination to move progresses to rigidity of skeletal muscles (myotonia) and ataxia (involuntary muscle movement). Severe cases show progressive apathy, depression, muscle weakness of the hind limbs, periodic clonic spasms and coma. Subacute poisonings are characterised by anorexia, eye and nose irritation, and possible epistaxis or bleeding from the mouth. Clinical reports of poisonings are rare although protracted peripheral neuropathies with myopathy appear to be characteristic. Significant cumulative toxicity does not occur with 2,4-D and most of its congeners are not metabolised and do not accumulate in body fat or in the food chain. Urinary excretion is slow with a plasma half-life of about 33 hours.</p>
Skin Contact	<p>Skin contact with the material may be harmful; systemic effects may result following absorption.</p> <p>Evidence exists, or practical experience predicts, that the material either produces inflammation of the skin in a substantial number of individuals following direct contact, and/or produces significant inflammation when applied to the healthy intact skin of animals, for up to four hours, such inflammation being present twenty-four hours or more after the end of the exposure period. Skin irritation may also be present after prolonged or repeated exposure; this may result in a form of contact dermatitis (nonallergic). The dermatitis is often characterised by skin redness (erythema) and swelling (oedema) which may progress to blistering (vesiculation), scaling and thickening of the epidermis. At the microscopic level there may be intercellular oedema of the spongy layer of the skin (spongiosis) and intracellular oedema of the epidermis.</p> <p>The material may accentuate any pre-existing dermatitis condition</p> <p>Open cuts, abraded or irritated skin should not be exposed to this material</p> <p>2,4-D and its derivatives all penetrate intact skin of laboratory rats and man. Subacute application of 2,4-D esters and of the dimethylamine salt to rabbit skin produced only local irritation due probably to the carrier vehicle (oil). Percutaneous absorption has produced severe peripheral neuropathy in elderly patients exposed to spilled 2,4-D ester, fatigue, nausea, vomiting, anorexia, diarrhoea, swelling and aching of the extremities and muscle fasciculations progressing over a period of days to pain, paraesthesias, and severe limb paralysis. Disability was protracted and continued for several years.</p> <p>Entry into the blood-stream through, for example, cuts, abrasions, puncture wounds or lesions, may produce systemic injury with harmful effects. Examine the skin prior to the use of the material and ensure that any external damage is suitably protected.</p>
Eye	<p>When applied to the eye(s) of animals, the material produces severe ocular lesions which are present twenty-four hours or more after instillation.</p> <p>Corneal injury resulting from 2,4-D exposure may be slow to heal.</p>
Chronic	<p>On the basis, primarily, of animal experiments, concern has been expressed that the material may produce carcinogenic or mutagenic effects; in respect of the available information, however, there presently exists inadequate data for making a satisfactory assessment.</p> <p>Long-term exposure to respiratory irritants may result in disease of the airways involving difficult breathing and related systemic problems.</p> <p>Practical experience shows that skin contact with the material is capable either of inducing a sensitisation reaction in a substantial number of individuals, and/or of producing a positive response in experimental animals.</p> <p>Substances that can cause occupational asthma (also known as asthmagens and respiratory sensitisers) can induce a state of specific airway hyper-responsiveness via an immunological, irritant or other mechanism. Once the airways have become hyper-responsive, further exposure to the substance, sometimes even to tiny quantities, may cause respiratory symptoms. These symptoms can range in severity from a runny nose to asthma. Not all workers who are exposed to a sensitiser will become hyper-responsive and it is impossible to identify in advance who are likely to become hyper-responsive.</p> <p>Substances that can cause occupational asthma should be distinguished from substances which may trigger the symptoms of asthma in people with pre-existing air-way hyper-responsiveness. The latter substances are not classified as asthmagens or respiratory sensitisers</p> <p>Wherever it is reasonably practicable, exposure to substances that can cause occupational asthma should be prevented. Where this is not possible the primary aim is to apply adequate standards of control to prevent workers from becoming hyper-responsive.</p> <p>Activities giving rise to short-term peak concentrations should receive particular attention when risk management is being considered. Health surveillance is appropriate for all employees exposed or liable to be exposed to a substance which may cause occupational asthma and there should be appropriate consultation with an occupational health professional over the degree of risk and level of surveillance.</p> <p>Limited evidence suggests that repeated or long-term occupational exposure may produce cumulative health effects involving organs or biochemical systems.</p> <p>Workers exposed to chlorophenoxy herbicides show a significant increase in soft-tissue sarcoma, malignant lymphomas and bronchial carcinomas. Prolonged or repeated contact with solutions may result in non-allergic dermatoses.</p> <p>Until recently, most epidemiological studies of the effects of chlorophenoxy herbicides dealt with populations exposed in the 1950s and 1960s, when the trichlorophenol-based herbicides 2,4,5-T and fenoprop were contaminated with polychlorinated dioxins and furans, including 2,3,7,8-tetrachlorodibenzodioxin (TCDD); the effects observed may therefore have been a consequence of the presence of the dioxin contaminants. In addition, most epidemiological studies on chlorophenoxy herbicides conducted to date have involved multiple exposures to chemical agents, including other pesticides and synthetic organic compounds. In a series of case-referent studies conducted in Sweden in the late 1970s and early 1980s, strong associations were noted between soft tissue sarcomas (STS) and multiple lymphomas (including Hodgkin disease (HD) and non-Hodgkin lymphoma (NHL)) and the use of chlorophenoxy herbicides by agricultural or forestry workers. The association between STS and chlorophenoxy herbicide use observed in the Swedish studies has not been confirmed in other case-referent studies. Although a number of cohort studies of occupationally exposed workers have been conducted, the small size of many of them limits their usefulness in assessing the relationship between STS and the herbicides. The risk for malignant lymphoma (HD + NHL) was almost five times greater for agricultural and forestry workers exposed to a mixture of chlorophenoxy herbicides than for controls in the case-referent study in Sweden but was not significantly elevated in a Danish cohort study of 3390 workers in a chemical plant manufacturing MCPA, dichlorprop, mecoprop, and 2,4-D, as well as other industrial chemicals and dyes</p> <p>Chronic exposure to 2,4-dichlorophenoxyacetic acid(2,4-D), its salts and its esters and its analogues may result in nausea, liver function changes, contact toxic dermatitis, irritation of the airways and eyes, as well as neurological changes. Persons with</p>

AC ESCORT 680 HERBICIDE

chronic diseases of the central nervous system, liver, heart, kidneys, lungs and skin, as well as those with endocrinological or immunological disturbances should not be exposed to herbicides (ILO Encyclopaedia). Groups of rats receiving 2,4-D in their diets for 13 weeks showed growth retardation and decreased food intake at 150 mg/kg/day dosage and an increased serum glutamic pyruvic transaminase (SGPT). A statistically significant incidence of astrocytoma was seen in the brains of male rats receiving 45 mg/kg/day for 104 weeks suggesting a possible carcinogenic effect although the prevalence of naturally occurring tumours in controls makes this result equivocal. A controversial study implicating 2,4-D as the cause of non-Hodgkin's lymphoma among male Kansas residents, aged 21 years or older, was difficult to evaluate because of a number of confounding factors. Agent Orange, a mixture of 2,4-D and 2,4,5-T, with contamination from 2,3,7,8-tetrachlorodibenzo-p-dioxin (also referred to as "dioxin" or TCDD) has been studied due to exposure of military personnel during its use as a herbicide in Vietnam. Neurological, reproductive and carcinogenic effects, purported to have occurred amongst veterans may be related to 2,4-D and 2,4,5-T but given the toxicity of the other components this remains the subject of conjecture.

Most, if not all, occupational illnesses associated with 2,4,5-trichlorophenoxyacetic acids (2,4,5,-T) and its derivatives actually result from TCDD contamination.

Repeated overexposure to phenoxy herbicides may cause liver, kidney, gastrointestinal and muscular effects.

Subchronic exposure by dogs to phenoxy herbicides produced a reduction in circulating lymphocytes. Teratogenic response was exhibited in mice (but not rats). Cleft palate was demonstrated. No such findings occurred in non-human primates given up to 10 mg/kg/day (containing 0.05 ppm TCDD) from gestation day 22 to 38.

The no-observed effect level (NOAEL) in hamsters was 2 mg/kg 2,4,5-T

AC ESCORT 680 HERBICIDE	TOXICITY	IRRITATION
	Not Available	Not Available
2,4-dichlorophenoxyacetic acid 2-ethylhexyl ester	TOXICITY	IRRITATION
	Oral (Rat) LD50: 300 mg/kg ^[2]	Not Available
Legend:	1. Value obtained from Europe ECHA Registered Substances - Acute toxicity 2. Value obtained from manufacturer's SDS. Unless otherwise specified data extracted from RTECS - Register of Toxic Effect of chemical Substances	

2,4-DICHLOROPHENOXYACETIC ACID 2-ETHYLHEXYL ESTER	<p>The following information refers to contact allergens as a group and may not be specific to this product. Contact allergies quickly manifest themselves as contact eczema, more rarely as urticaria or Quincke's oedema. The pathogenesis of contact eczema involves a cell-mediated (T lymphocytes) immune reaction of the delayed type. Other allergic skin reactions, e.g. contact urticaria, involve antibody-mediated immune reactions. The significance of the contact allergen is not simply determined by its sensitisation potential: the distribution of the substance and the opportunities for contact with it are equally important. A weakly sensitising substance which is widely distributed can be a more important allergen than one with stronger sensitising potential with which few individuals come into contact. From a clinical point of view, substances are noteworthy if they produce an allergic test reaction in more than 1% of the persons tested. Asthma-like symptoms may continue for months or even years after exposure to the material ends. This may be due to a non-allergic condition known as reactive airways dysfunction syndrome (RADS) which can occur after exposure to high levels of highly irritating compound. Main criteria for diagnosing RADS include the absence of previous airways disease in a non-atopic individual, with sudden onset of persistent asthma-like symptoms within minutes to hours of a documented exposure to the irritant. Other criteria for diagnosis of RADS include a reversible airflow pattern on lung function tests, moderate to severe bronchial hyperreactivity on methacholine challenge testing, and the lack of minimal lymphocytic inflammation, without eosinophilia. RADS (or asthma) following an irritating inhalation is an infrequent disorder with rates related to the concentration of and duration of exposure to the irritating substance. On the other hand, industrial bronchitis is a disorder that occurs as a result of exposure due to high concentrations of irritating substance (often particles) and is completely reversible after exposure ceases. The disorder is characterized by difficulty breathing, cough and mucus production.</p> <p>For chlorophenoxy pesticides: 551chlph</p>
	<p>WARNING: This substance has been classified by the IARC as Group 2B: Possibly Carcinogenic to Humans.</p> <p>Side-reactions during manufacture of the parent compound may result in the production of trace amounts of polyhalogenated aromatic hydrocarbon(s). Halogenated phenols, and especially their alkali salts, can condense above 300 deg. C. to form polyphenoxyphenols or, in a very specific reaction, to form dibenzo-p-dioxins</p> <p>Polyhalogenated aromatic hydrocarbons (PHAHs) comprise two major groups. The first group represented by the halogenated derivatives of dibenzodioxins (the chlorinated form is PCDD), dibenzofurans (PCDF) and biphenyls (PCB) exert their toxic effect (as hepatocarcinogens, reproductive toxicants, immunotoxicants and procarcinogens) by interaction with a cytosolic protein known as the Ah receptor. In guinea pigs the Ah receptor is active in a mechanism which "pumps" PHAH into the cell whilst in humans the reverse appears to be true. This, in part, may account for species differences often cited in the literature. This receptor exhibits an affinity for the planar members of this group and carries these to the cellular nucleus where they bind, reversibly, to specific genomes on DNA. This results in the regulation of the production of certain proteins which elicit the toxic response. The potency of the effect is dependent on the strength of the original interaction with the Ah receptor and is influenced by the degree of substitution by the halogen and the position of such substitutions on the parent compound.</p> <p>The most potent molecule is 2,3,7,8-tetrachlorodibenzo-p-dioxin (TCDD) while the coplanar PCBs (including mono-ortho coplanars) possess approximately 1% of this potency. Nevertheless, all are said to exhibit "dioxin-like" behaviour and in</p>

AC ESCORT 680 HERBICIDE

environmental and health assessments it has been the practice to assign each a TCDD-equivalence value.

The most subtle and important biological effects of the PHAHs are the effects on endocrine hormones and vitamin homeostasis. TCDD mimics the effect of thyroxine (a key metamorphosis signal during maturation) and may disrupt patterns of embryonic development at critical stages. Individuals from exposed wildlife populations have been observed to have altered sexual development, sexual dysfunction as adults and immune system suppression. Immunotoxic effects of the PHAHs (including the brominated congener, PBB) have been the subject of several studies. No clear pattern emerges in human studies however with T-cell numbers and function (a blood marker for immunological response) increasing in some and decreasing in others.

Developmental toxicity (e.g. cleft palate, hydronephrosis) occurs in relatively few species; functional alterations following TCDD exposure leads to deficits in cognitive functions in monkeys and to adverse effects in the male reproductive system of rats.

Three incidences have occurred which have introduced abnormally high levels of dioxin or dioxin-like congeners to humans. The explosion at a trichlorophenol-manufacturing plant in Seveso, Italy distributed TCDD across a large area of the country-side, whilst rice-oil contaminated with heat-transfer PCBs (and dioxin-like contaminants) has been consumed by two groups, on separate occasions (one in Yusho, Japan and another in Yu-cheng, Taiwan). The only symptom which can unequivocally be related to all these exposures is the development of chloracne, a disfiguring skin condition, following each incident. Contaminated oil poisonings also produced eye-discharge, swelling of eyelids and visual disturbances. The Babies born up to 3 years after maternal exposure (so-called "Yusho-babies") were characteristically brown skinned, coloured gums and nails and (frequently) produced eye-discharges. Delays in intellectual development have been noted. It has been estimated that Yu-cheng patients consumed an average level of 0.06 mg/kg body weight/day total PCB and 0.0002 mg/kg/day of PCDF before the onset of symptoms after 3 months. When the oil was withdrawn after 6 months they had consumed 1 gm total PCB containing 3.8 mg PCDF. Taiwanese patients consumed 10 times as much contaminated oil as the Japanese patients (because of later withdrawal); however since PCB/PCDF concentration in the Japanese oil was 10 times that consumed in Taiwan, patients from both countries consumed about the same amount of PCBs/PCDFs. Preliminary data from the Yusho cohort suggests a six-fold excess of liver cancer mortality in males and a three-fold excess in women.

Recent findings from Seveso indicate that the biological effects of low level exposure (BELLEs), experienced by a cohort located at a great distance from the plant, may be hormetic, i.e. may be protective AGAINST the development of cancer. The PHAHs do not appear to be genotoxic - they do not alter the integrity of DNA. This contrasts with the effects of the many polycyclic aromatic hydrocarbons (PAHs) (or more properly, their reactive metabolites). TCDD induces carcinogenic effects in the laboratory in all species, strains and sexes tested. These effects are dose-related and occur in many organs. Exposures as low as 0.001 ug/kg body weight/day produce carcinoma. Several studies implicate PCBs in the development of liver cancer in workers as well as multi-site cancers in animals. The second major group of PHAH consists of the non-planar PCB congeners which possess two or more ortho-substituted halogens. These have been shown to produce neurotoxic effects which are thought to reduce the concentration of the brain neurotransmitter, dopamine, by inhibiting certain enzyme-mediated processes. The specific effect elicited by both classes of PHAH seems to depend on the as much on the developmental status of the organism at the time of the exposure as on the level of exposure over a lifetime.

NOTE: Some jurisdictions require that health surveillance be conducted on workers occupationally exposed to polycyclic aromatic hydrocarbons. Such surveillance should emphasise

- demography, occupational and medical history
- health advice, including recognition of photosensitivity and skin changes
- physical examination if indicated
- records of personal exposure including photosensitivity

Exposure to the material for prolonged periods may cause physical defects in the developing embryo (teratogenesis).

Acute Toxicity	✓	Carcinogenicity	✓
Skin Irritation/Corrosion	✓	Reproductivity	✗
Serious Eye Damage/Irritation	✓	STOT - Single Exposure	✓
Respiratory or Skin sensitisation	✓	STOT - Repeated Exposure	✓
Mutagenicity	✗	Aspiration Hazard	✗

Legend: ✗ – Data either not available or does not fill the criteria for classification
 ✓ – Data available to make classification

SECTION 12 Ecological information

Toxicity

AC ESCORT 680 HERBICIDE	Endpoint	Test Duration (hr)	Species	Value	Source
	Not Available	Not Available	Not Available	Not Available	Not Available

Continued...

AC ESCORT 680 HERBICIDE

2,4-dichlorophenoxyacetic acid 2-ethylhexyl ester	Endpoint	Test Duration (hr)	Species	Value	Source
	EC50	48h	Crustacea	0.014-0.025mg/L	4
	LC50	96h	Fish	>0.24mg/L	4
	EC25(ECx)	120h	Algae or other aquatic plants	0.1mg/l	1

Legend: *Extracted from 1. IUCLID Toxicity Data 2. Europe ECHA Registered Substances - Ecotoxicological Information - Aquatic Toxicity 4. US EPA, Ecotox database - Aquatic Toxicity Data 5. ECETOC Aquatic Hazard Assessment Data 6. NITE (Japan) - Bioconcentration Data 7. METI (Japan) - Bioconcentration Data 8. Vendor Data*

Toxic to aquatic organisms, may cause long-term adverse effects in the aquatic environment.

For 2,4-dichlorophenoxyacetic acid (2,4-D):

2,4-dichlorophenoxyacetic acid is a hydrophilic compound that tends to remain in water and not adsorb onto soil. Volatilisation into air is considered negligible for most formulations except for the high volatile esters. In water, the acid hydrolyses to the 2,4-D anion and is subject to microbial degradation as the major route of degradation with rates increasing in soils that have been previously treated with the herbicide. 2,4-D is not considered persistent in soil since it tends not to adsorb onto soil unless high levels of organic carbon are present. The compound is relatively mobile, but due to rates and types of applications (usually foliar) along with the relatively high rate of microbial degradation 2,4-D is not likely to leach into subsurface flow. 2,4-D has little tendency to bioconcentrate in animal tissue and is usually excreted unmetabolised via urine except for some of the low-volatile esters which will bioaccumulate in the absence of metabolism. Some formulations, especially the butyl ester, can be highly toxic to fish. In humans, 2,4-D acid is largely excreted unchanged with no evidence of accumulation in tissues or metabolism to reactive metabolites.

Environmental fate:

Air Volatilisation plays only a minor role in the breakdown and dissipation of the 2,4-D acid due to its low vapour pressure of 1×10^{-7} mmHg. Further, there is little movement of 2,4-D acid through the air/water barrier, the barrier between atmosphere and surface water or soil moisture, into air due to a low Henry's Law Constant of 1.76×10^{-12} . If proper application techniques are not used, the high volatile esters may be prone to spray drift causing toxic effects in nearby crops. With the exception of the high volatile ester formulations, the small amount of 2,4-D that gets into the air is subject to photooxidation by reaction with hydroxyl radicals with an estimated half life of 1 day or dissolves into water droplets and is transported back to the earth's surface via wet deposition. The low volatile ester and amine formulations are used in forests so drift from those applications is relatively negligible.

Water: In the aqueous environment, 2,4-D is most commonly found as the free anion. The amine salt formulations dissociate to the anion and ester formulations hydrolyze to the anion, usually within one day. The rate of hydrolysis is pH dependent, with the hydrolysis half-life at pH 9 much shorter than the half-life at pH 6. Therefore, the persistence of the 2,4-D anion is of primary concern.

Decomposition of the anion appears to result from microbial or photodegradation, with photolysis playing a minor role if microbial degradation is rapid. Both aerobic and anaerobic degradation are possible, although anaerobic degradation is relatively slow with a half-life of 312 days. In water, 2,4-D will biodegrade at a rate dependent upon the level of nutrients present, temperature, availability of oxygen, and whether or not the water has been previously contaminated with 2,4-D or other phenoxyacetic acids. Microbial degradation is a possible route for the breakdown of 2,4-D, but it is very dependent on the characteristics of the water. Microbial metabolism has been found to be biphasic with the first phase being a lag phase where the microbes acclimate to the test compound and the second phase being rapid metabolism with a total half-life of 15.0 days for both phases. 2-Chlorohydroquinone (1,4-dihydroxy 2-chlorophenol) is the major metabolite and 2,4-dichlorophenol and carbon dioxide as minor metabolites. Anaerobic aquatic metabolism is a minor pathway with a half-life of 312 days. Major metabolites are 2,4-DCP and carbon dioxide, with 4-chlorophenol and 2,4-dichloroanisole (2,4-DCA) as minor metabolites.

2,4-D has an aqueous photolysis half-life of 13.0 days at 25 °C at the surface of distilled water. In natural surface waters photodecomposition is not expected to be significant due to weaker ultraviolet radiation of natural sunlight and the presence of suspended and organic matter which reduces the effects of solar radiation. The half-life is expected to increase with depth due to reduction in penetration. The major photodegradation product is 1,2,4-benzenetriol. Additional studies showed that 2,4-D is susceptible to photodegradation resulting in the formation of carbon dioxide, 1,2,4-benzenetriol, 2,4-dichlorophenol and then proceeds to a secondary photolysis forming humic acids.

For high volatile ester formulations of 2,4-D, volatilisation may play a larger role for removal from water than hydrolysis. In neutral and acidic waters conversion from ester to anion via hydrolysis is slower than the potential rate of vapourisation.

Soil: Ester hydrolysis decreases with decreasing soil moisture and with increasing molecular weight of the alcohol portion of the ester. Water solubility and the soil adsorption coefficient (K_{oc}) indicate the potential mobility of a chemical in soil. 2,4-D has a moderate persistence in soil with a field dissipation half-life of 59.3 days, aerobic half-life of 66 days, and a hydrolysis half-life of 39 days. It was found that high organic matter and free iron in soils favoured the adsorption of 2,4-D, while high pH, large surface area, and phyllosilicates as essential clay components decreased adsorption. 2,4-D is in nonionic form at pH less than 6 and is in anionic form at pH greater than 6. In slightly acidic soils, 2,4-D will be adsorbed at pH less than 6 but will not be adsorbed as much if in the anionic form because the negative charges of the soil and chemical repel each other.

Microbial degradation is considered to be the major route in the breakdown of 2,4-D in soil. The rate of microbial degradation is dependent upon the water potential, depth and temperature of the soil. Sandy loam soil containing 2,4-D degrading single-celled bacteria, filamentous bacteria (actinomycetes), and fungi, had the lowest degradation rates. Dry soil conditions contribute to the inhibition of 2,4-D mineralisation by restricting solute mobility, reducing the herbicide degrading activity of organisms, and suppressing the 2,4-D degrading microorganism populations. The rate of microbial degradation is also dependent on soil depth and temperature, with rates of degradation decreasing with increased depths and lower temperatures.

Degradation in soil is affected by the rate of adsorption-desorption of 2,4-D onto soil particles which bind the chemical, making it unavailable for microbial degradation. As soil organic carbon content increased to 12 % the rate of adsorption increased correlating to a decreased rate of degradation due to low concentrations of 2,4-D available for microbial degradation. When the organic carbon content was more than 12% there was an increase in the rate of both adsorption and degradation. The enhanced degradation of 2,4-D was attributed to the increased biological activity of the soil and the decreased 2,4-D-induced inhibitory effect on microbial activity.

Photodecomposition on soil surfaces plays a very minor role in the breakdown of 2,4-D and only occurs on the upper surface of the soil. The potential major soil photodegradation products are 2,4-dichlorophenol, 1,2,4-benzenetriol, and 2-chlorohydroquinone.

The high water solubility of 4.46×10^{-4} ppm and low soil adsorption coefficient of 0.067-1.1 cm³/g for the 2,4-D free acid suggest that it has a high potential to leach in soil. The principle means of movement would probably be with percolating water, while diffusion is important only for transport over small distances. The adsorption capacity of a given soil affects the potential for leaching of 2,4-D; in soils that promote adsorption, the leaching potential is lower.

Biota: 2,4-D formulations having high lipid solubility (such as the esters) rapidly penetrate the cuticle. Salt formulations are most readily absorbed through the roots, while esters are more readily absorbed through foliage. Foliar applied 2,4-D is easily translocated in the phloem and carried with material from photosynthesising leaves to growth sites where it accumulates. Translocation of 2,4-D upward by roots takes place primarily in the transpiration stream of the

Continued...

xylem.

2,4-D mimics the effects of auxins (plant growth regulators) and is found to persist in plant tissues longer than the natural hormone. Ester formulations do not function as growth regulators until they are converted to the acid form, usually within ½ hour after application. The immediate cause of plant death is due to abnormal metabolism of nucleic acids.

Bioconcentration and bioaccumulation: The bioconcentration factor (BCF, a ratio of the test substance concentration in fish to the concentration in water) for 2,4-D ranges from an estimated 7 for the acid to an estimated 37,500 for the isooctyl ester to an estimated 0.1 to 0.47 for the dimethylamine salt. 2,4-D when applied as the acid shows little tendency to bioconcentrate in fish while if applied as the isooctyl ester it is expected to bioconcentrate in the absence of metabolism. In fish, accumulated 2,4-D is rapidly broken down into hydrocarbon fragments which are utilized by the fish for synthesis of normal body tissue and/or eliminated. In trout 72 ± 4% of 2,4-D is excreted via urine as the unchanged acid within 8 hours after exposure with a half-life of 2.4 hours

Ecotoxicity:

Subacute toxicity tests showed that 2,4-D induced changes in the enzyme activities and morphological changes in the gills, liver, and kidneys of adult fish. A toxicity study done on Salmonids in southeast Alaska showed that the butyl ester was the most toxic of the ester formulations and the isooctyl ester was the least toxic. 100% mortality occurred for pink, chum, and coho fry exposed to 1 ppm 2,4-D butyl ester and sockeye smolts, dolly varden, rainbow and Oregon coho fingerlings exposed to 5 ppm 2,4-D butyl ester. The no-effect level was less than 1 ppm, but not more precisely described. The same study also found the no-effect level for isooctyl ester to range from 1ppm to 10 ppm for all the same fish species except for pink salmon fry and sockeye smolts which showed 40 and 6.7% mortality at 1ppm, respectively. The pure acid form of 2,4-D at 1ppm only showed high mortality in the pink fry

DO NOT discharge into sewer or waterways.

Persistence and degradability

Ingredient	Persistence: Water/Soil	Persistence: Air
2,4-dichlorophenoxyacetic acid 2-ethylhexyl ester	HIGH	HIGH

Bioaccumulative potential

Ingredient	Bioaccumulation
2,4-dichlorophenoxyacetic acid 2-ethylhexyl ester	HIGH (LogKOW = 6.2677)

Mobility in soil

Ingredient	Mobility
2,4-dichlorophenoxyacetic acid 2-ethylhexyl ester	LOW (KOC = 10510)



SECTION 13 Disposal considerations

Waste treatment methods

Product / Packaging disposal	<ul style="list-style-type: none"> ▶ Recycle wherever possible or consult manufacturer for recycling options. ▶ Consult State Land Waste Authority for disposal. ▶ Bury or incinerate residue at an approved site. ▶ Recycle containers if possible, or dispose of in an authorised landfill.
------------------------------	---

SECTION 14 Transport information

Labels Required

	
Marine Pollutant	
HAZCHEM	•3Z

Land transport (ADG)

14.1. UN number or ID number	3082
------------------------------	------

AC ESCORT 680 HERBICIDE

14.2. UN proper shipping name	ENVIRONMENTALLY HAZARDOUS SUBSTANCE, LIQUID, N.O.S. (contains 2,4-dichlorophenoxyacetic acid 2-ethylhexyl ester)	
14.3. Transport hazard class(es)	Class	9
	Subsidiary Hazard	Not Applicable
14.4. Packing group	III	
14.5. Environmental hazard	Environmentally hazardous	
14.6. Special precautions for user	Special provisions	274 331 335 375 AU01
	Limited quantity	5 L

Environmentally Hazardous Substances meeting the descriptions of UN 3077 or UN 3082

are not subject to this Code when transported by road or rail in;

(a) packagings;

(b) IBCs; or

(c) any other receptacle not exceeding 500 kg(L).

- Australian Special Provisions (SP AU01) - ADG Code 7th Ed.

Air transport (ICAO-IATA / DGR)

14.1. UN number	3082	
14.2. UN proper shipping name	Environmentally hazardous substance, liquid, n.o.s. (contains 2,4-dichlorophenoxyacetic acid 2-ethylhexyl ester)	
14.3. Transport hazard class(es)	ICAO/IATA Class	9
	ICAO / IATA Subsidiary Hazard	Not Applicable
	ERG Code	9L
14.4. Packing group	III	
14.5. Environmental hazard	Environmentally hazardous	
14.6. Special precautions for user	Special provisions	A97 A158 A197 A215
	Cargo Only Packing Instructions	964
	Cargo Only Maximum Qty / Pack	450 L
	Passenger and Cargo Packing Instructions	964
	Passenger and Cargo Maximum Qty / Pack	450 L
	Passenger and Cargo Limited Quantity Packing Instructions	Y964
	Passenger and Cargo Limited Maximum Qty / Pack	30 kg G

Sea transport (IMDG-Code / GGVSee)

14.1. UN number	3082	
14.2. UN proper shipping name	ENVIRONMENTALLY HAZARDOUS SUBSTANCE, LIQUID, N.O.S. (contains 2,4-dichlorophenoxyacetic acid 2-ethylhexyl ester)	
14.3. Transport hazard class(es)	IMDG Class	9
	IMDG Subsidiary Hazard	Not Applicable
14.4. Packing group	III	
14.5. Environmental hazard	Marine Pollutant	
14.6. Special precautions for user	EMS Number	F-A, S-F
	Special provisions	274 335 969
	Limited Quantities	5 L

14.7.1. Transport in bulk according to Annex II of MARPOL and the IBC code

Not Applicable

14.7.2. Transport in bulk in accordance with MARPOL Annex V and the IMSBC Code

Product name	Group
--------------	-------

Continued...

Product name	Group
2,4-dichlorophenoxyacetic acid 2-ethylhexyl ester	Not Available

14.7.3. Transport in bulk in accordance with the IGC Code

Product name	Ship Type
2,4-dichlorophenoxyacetic acid 2-ethylhexyl ester	Not Available

SECTION 15 Regulatory information

Safety, health and environmental regulations / legislation specific for the substance or mixture

2,4-dichlorophenoxyacetic acid 2-ethylhexyl ester is found on the following regulatory lists

Australia Hazardous Chemical Information System (HCIS) - Hazardous Chemicals	Australia Standard for the Uniform Scheduling of Medicines and Poisons (SUSMP) - Schedule 5
--	---

National Inventory Status

National Inventory	Status
Australia - AIIC / Australia Non-Industrial Use	No (2,4-dichlorophenoxyacetic acid 2-ethylhexyl ester)
Canada - DSL	No (2,4-dichlorophenoxyacetic acid 2-ethylhexyl ester)
Canada - NDSL	No (2,4-dichlorophenoxyacetic acid 2-ethylhexyl ester)
China - IECSC	No (2,4-dichlorophenoxyacetic acid 2-ethylhexyl ester)
Europe - EINEC / ELINCS / NLP	Yes
Japan - ENCS	No (2,4-dichlorophenoxyacetic acid 2-ethylhexyl ester)
Korea - KECI	No (2,4-dichlorophenoxyacetic acid 2-ethylhexyl ester)
New Zealand - NZIoC	Yes
Philippines - PICCS	No (2,4-dichlorophenoxyacetic acid 2-ethylhexyl ester)
USA - TSCA	No (2,4-dichlorophenoxyacetic acid 2-ethylhexyl ester)
Taiwan - TCSI	No (2,4-dichlorophenoxyacetic acid 2-ethylhexyl ester)
Mexico - INSQ	No (2,4-dichlorophenoxyacetic acid 2-ethylhexyl ester)
Vietnam - NCI	Yes
Russia - FBEPH	No (2,4-dichlorophenoxyacetic acid 2-ethylhexyl ester)
Legend:	<i>Yes = All CAS declared ingredients are on the inventory No = One or more of the CAS listed ingredients are not on the inventory. These ingredients may be exempt or will require registration.</i>

SECTION 16 Other information

Revision Date	23/12/2022
Initial Date	20/03/2014

SDS Version Summary

Version	Date of Update	Sections Updated
5.1	03/09/2020	Classification change due to full database hazard calculation/update.
6.1	23/12/2022	Classification review due to GHS Revision change.

Other information

Classification of the preparation and its individual components has drawn on official and authoritative sources as well as independent review by the Chemwatch Classification committee using available literature references.

The SDS is a Hazard Communication tool and should be used to assist in the Risk Assessment. Many factors determine whether the reported Hazards are Risks in the workplace or other settings. Risks may be determined by reference to Exposures Scenarios. Scale of use, frequency of use and current or available engineering controls must be considered.

AC ESCORT 680 HERBICIDE**Definitions and abbreviations**

PC - TWA: Permissible Concentration-Time Weighted Average
PC - STEL: Permissible Concentration-Short Term Exposure Limit
IARC: International Agency for Research on Cancer
ACGIH: American Conference of Governmental Industrial Hygienists
STEL: Short Term Exposure Limit
TEEL: Temporary Emergency Exposure Limit,
IDLH: Immediately Dangerous to Life or Health Concentrations
ES: Exposure Standard
OSF: Odour Safety Factor
NOAEL :No Observed Adverse Effect Level
LOAEL: Lowest Observed Adverse Effect Level
TLV: Threshold Limit Value
LOD: Limit Of Detection
OTV: Odour Threshold Value
BCF: BioConcentration Factors
BEI: Biological Exposure Index
DNEL: Derived No-Effect Level
PNEC: Predicted no-effect concentration
AII: Australian Inventory of Industrial Chemicals
DSL: Domestic Substances List
NDSL: Non-Domestic Substances List
IECSC: Inventory of Existing Chemical Substance in China
EINECS: European INventory of Existing Commercial chemical Substances
ELINCS: European List of Notified Chemical Substances
NLP: No-Longer Polymers
ENCS: Existing and New Chemical Substances Inventory
KECI: Korea Existing Chemicals Inventory
NZIoC: New Zealand Inventory of Chemicals
PICCS: Philippine Inventory of Chemicals and Chemical Substances
TSCA: Toxic Substances Control Act
TCSI: Taiwan Chemical Substance Inventory
INSQ: Inventario Nacional de Sustancias Químicas
NCI: National Chemical Inventory
FBEPH: Russian Register of Potentially Hazardous Chemical and Biological Substances

This document is copyright.

Apart from any fair dealing for the purposes of private study, research, review or criticism, as permitted under the Copyright Act, no part may be reproduced by any process without written permission from CHEMWATCH.

TEL (+61 3) 9572 4700.